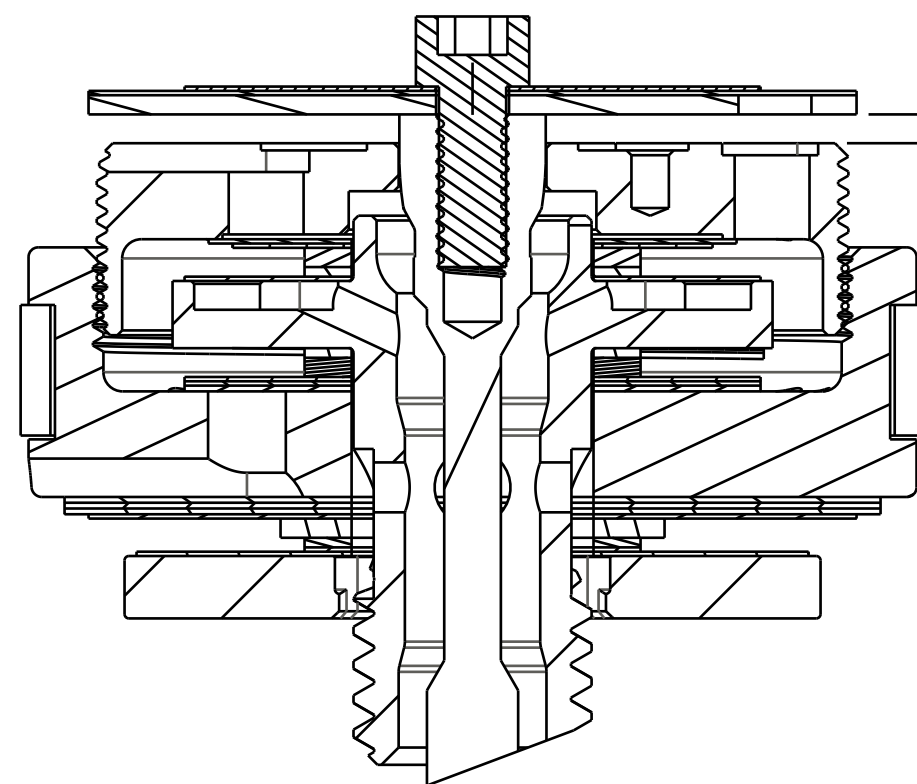


4

3

2

1


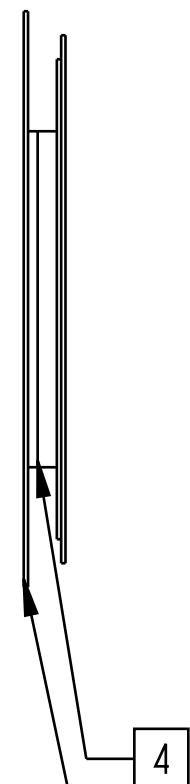
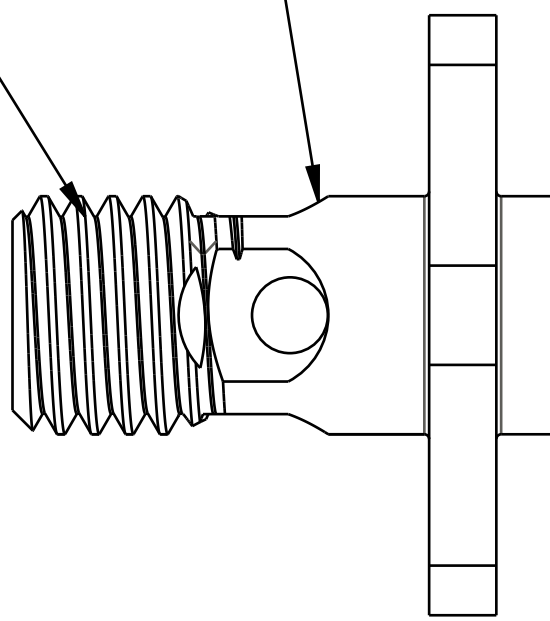
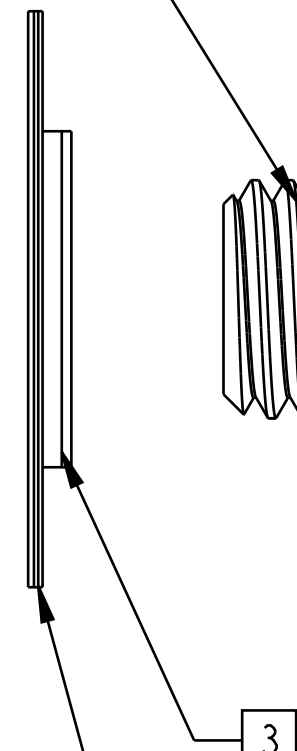
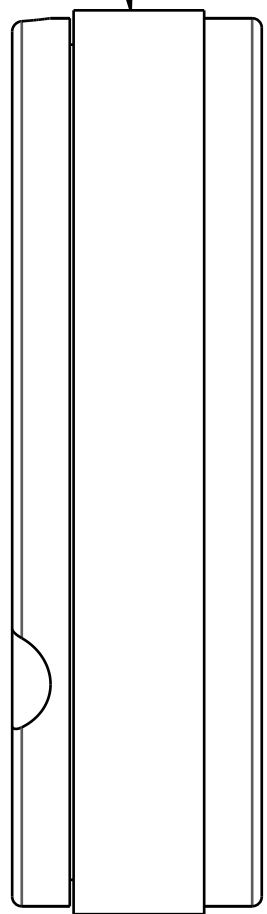




805-02-220-KIT
Piston Assembly: Float DPS, Zero Dish [Ø 0.940 Bore] w/ Glyde Ring

TORQUE:
60+/-5 IN-LB
CUSTOM SOCKET 398-00-637

210-10-120
Piston Bolt: Float DPS w/ Check 2mm Cross Holes [1/4-28 X 5/8 Hex]

222-01-297
Piston: Lockout, Float DPS V2 [.200 TLG, M20 X 0.5] 416SS



210-10-098
FLOAT MY2013 Check Piston [.700 OD X .252 ID X .065 TH] Round CNC, SS

805-05-106-KIT
Valve Stack Assy: 2018 Float DPS, Linear Compression Medium, LCM

805-05-304-KIT
Valve Stack Assy: 2018 Float DPS, Linear Rebound Medium, LRM

805-05-200-KIT
Valve Stack Assy: 2018 Float DPS, Lockout Light, CML

TORQUE:
22+/-2 IN-LB
CUSTOM SOCKET 398-00-638

- NOTES: (UNLESS OTHERWISE SPECIFIED)
- SHOCK SHOULD HAVE 12-15 REBOUND CLICKS
 - SPACERS MAY BE ADDED OR REMOVED TO ADJUST NUMBER OF REBOUND CLICKS.
 - SPACERS MAY BE ADDED OR REMOVED TO ADJUST NUMBER OF REBOUND CLICKS.
 - SPACERS MAY BE ADDED OR REMOVED TO ADJUST LOCKOUT PLATE LIFT.
 - REFER TO INDIVIDUAL COMPRESSION, REBOUND, OR LOCKOUT VALVE STACK ASSEMBLY DRAWING FOR SPACER DETAILS AND TOTAL STACK HEIGHT MEASUREMENT.
 - USE .030-.047 LIFT SPEC FROM CLOSED TO OPEN FOR REMOTES WITH 210-30-090 OR 210-30-115 CAMS (TREK)

PROPRIETARY -
THIS DOCUMENT CONTAINS CONFIDENTIAL, PROPRIETARY INFORMATION
THAT IS FOX PROPERTY. DO NOT DISCLOSE TO OR DUPLICATE
FOR OTHERS EXCEPT AS AUTHORIZED BY FOX.

		FOX Factory, Inc. 130 Hangar Way, Watsonville, CA 95076 USA Ph 831-768-1100 Fax 831-768-9312
TITLE Valving Assy: 2018 Float DPS, N/R, LCM, LRM, CML [.940 Bore]		
SIZE C		DWG. NO. 807-06-294-KIT
PLOT SCALE 2.00:1		SHEET 1 OF 1

4

3

2

1

ProE ASSEM