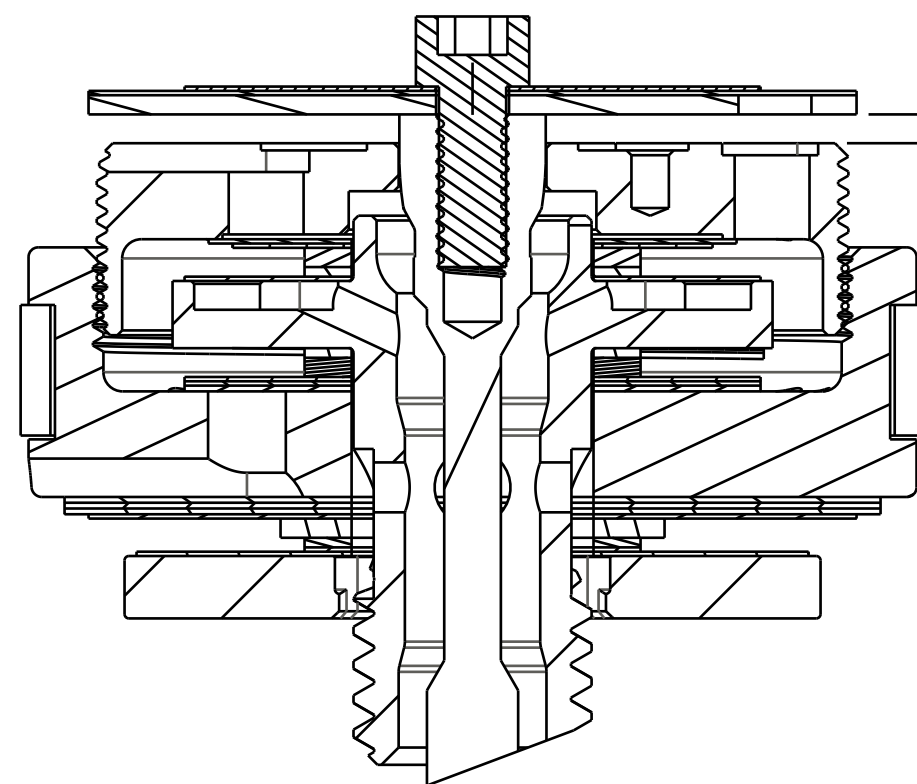


4

3

2

1





805-02-220-KIT  
Piston Assembly: Float DPS, Zero Dish [Ø 0.940 Bore] w/ Glyde Ring

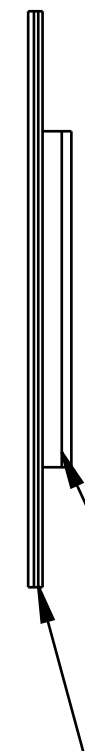
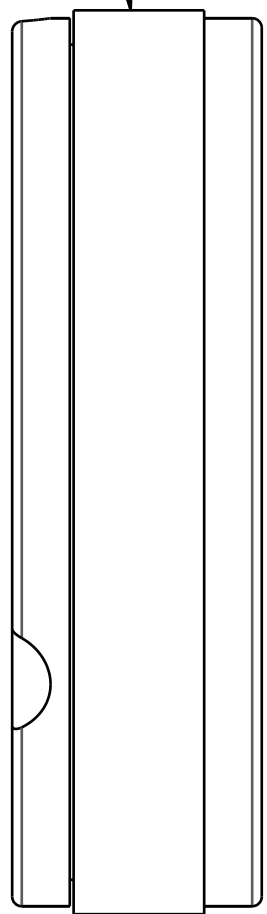
TORQUE:  
60+/-5 IN-LB  
CUSTOM SOCKET 398-00-637

210-10-120  
Piston Bolt: Float DPS w/ Check 2mm Cross Holes [1/4-28 X 5/8 Hex]

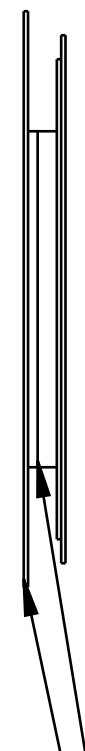
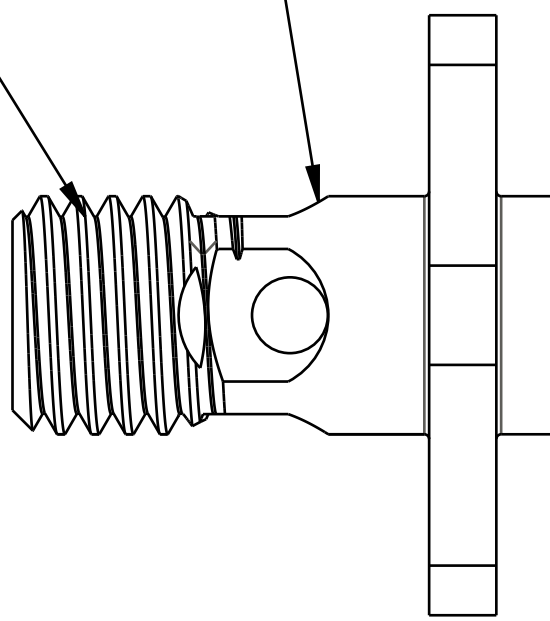
222-01-297  
Piston: Lockout, Float DPS V2 [.200 TLG, M20 X 0.5] 416SS




805-05-105-KIT  
Valve Stack Assy: 2018 Float DPS, Linear Compression Light, LCL



805-05-303-KIT  
Valve Stack Assy: 2018 Float DPS, Linear Rebound Light, LRL



805-05-201-KIT  
Valve Stack Assy: 2018 Float DPS, Lockout Firm, CMF



TORQUE:  
22+/-2 IN-LB  
CUSTOM SOCKET 398-00-638

210-10-098  
FLOAT MY2013 Check Piston [.700 OD X .252 ID X .065 TH] Round CNC, SS

- NOTES: (UNLESS OTHERWISE SPECIFIED)
- SHOCK SHOULD HAVE 12-15 REBOUND CLICKS
  - SPACERS MAY BE ADDED OR REMOVED TO ADJUST NUMBER OF REBOUND CLICKS.
  - SPACERS MAY BE ADDED OR REMOVED TO ADJUST NUMBER OF REBOUND CLICKS.
  - SPACERS MAY BE ADDED OR REMOVED TO ADJUST LOCKOUT PLATE LIFT.
  - REFER TO INDIVIDUAL COMPRESSION, REBOUND, OR LOCKOUT VALVE STACK ASSEMBLY DRAWING FOR SPACER DETAILS AND TOTAL STACK HEIGHT MEASUREMENT.
  - USE .030-.047 LIFT SPEC FROM CLOSED TO OPEN FOR REMOTES WITH 210-30-090 OR 210-30-115 CAMS (TREK)

PROPRIETARY -  
THIS DOCUMENT CONTAINS CONFIDENTIAL, PROPRIETARY INFORMATION  
THAT IS FOX PROPERTY. DO NOT DISCLOSE TO OR DUPLICATE  
FOR OTHERS EXCEPT AS AUTHORIZED BY FOX.

**FOX Factory, Inc.** Ph 831-768-1100  
130 Hangar Way, Watsonville, CA 95076 USA Fax 831-768-9312

TITLE  
**Valving Assy: 2018 Float DPS,  
N/R, LCL, LRL, CMF [.940 Bore]**

SIZE DWG. NO.  
**C 807-06-287-KIT**

PLOT SCALE 2.00:1 SHEET 1 OF 1

4

3

2

ProE ASSEM