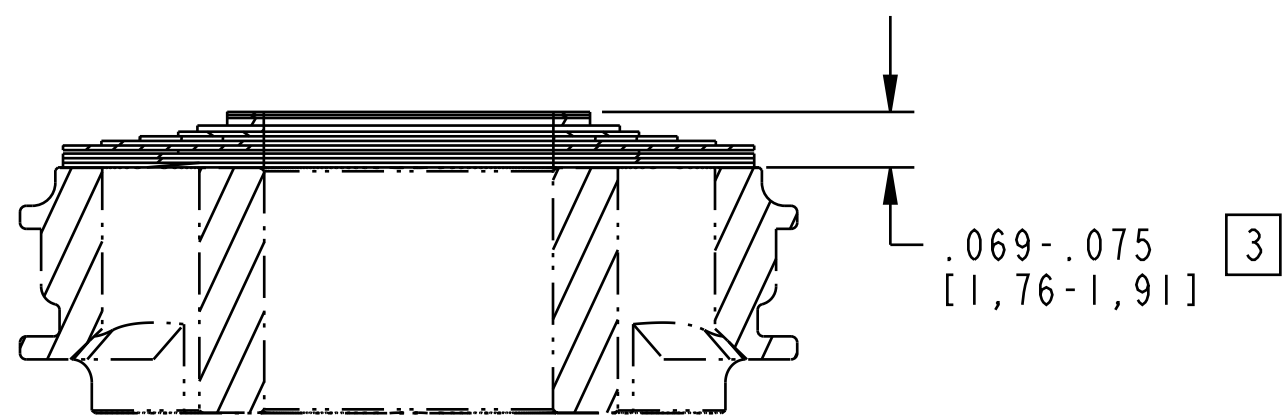


4

3

2

1



Valve: Metric [12.0 mm OD X 9.58mm ID X 0.10mm TH]  
Valve: Metric [12.0 mm OD X 9.58mm ID X 0.10mm TH]

Valve: Metric [12.0 mm OD X 9.58mm ID X 0.25mm TH]

Valve: [.550 OD X .377 ID X .008 TH]

Valve: [.600 OD X .377 ID X .006 TH]

Valve: [.700 OD X .377 ID X .006 TH]

Valve: [.800 OD X .377 ID X .006 TH]

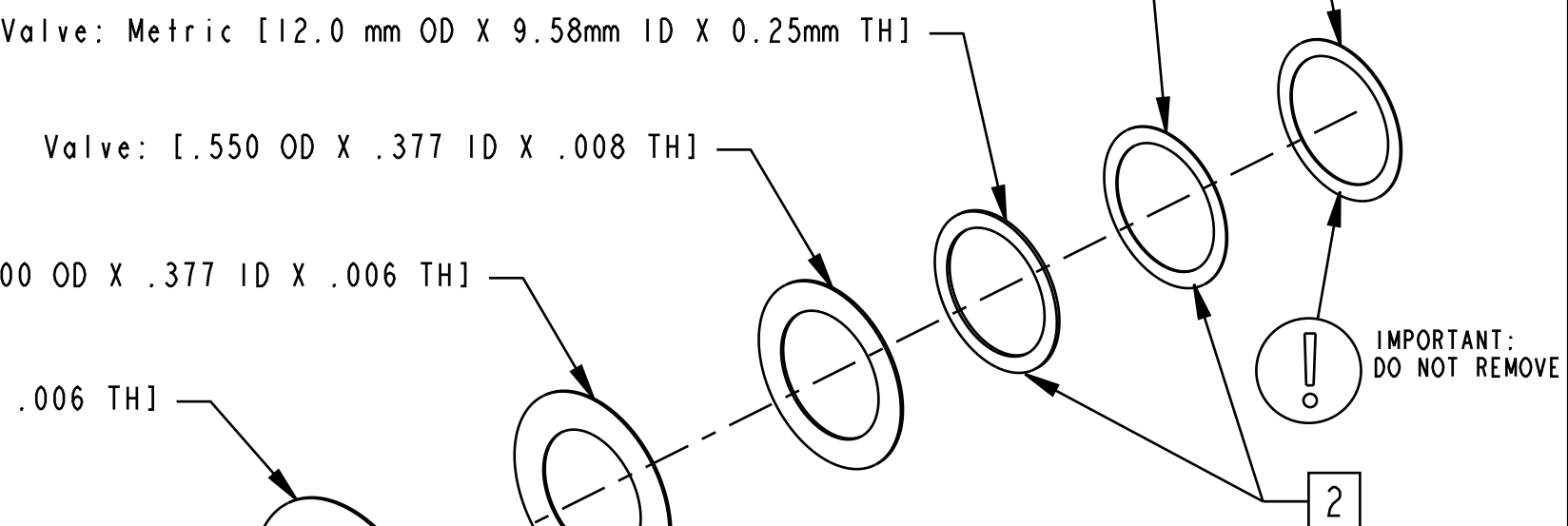
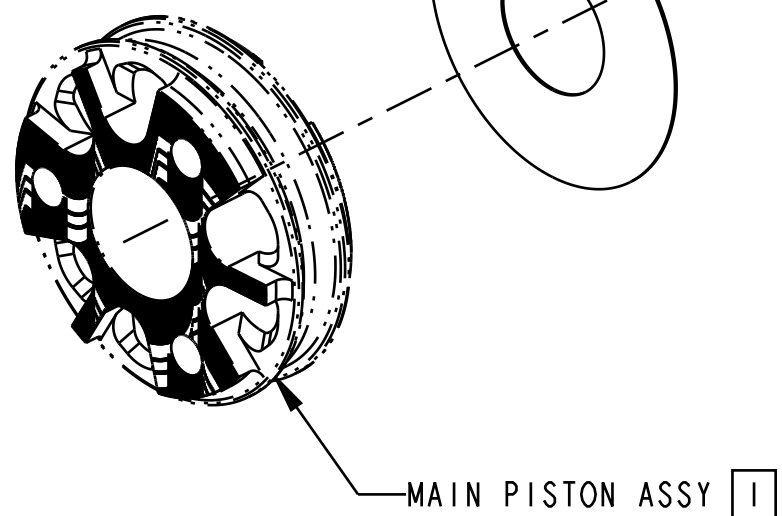
Valve: [.900 OD X .377 ID X .006 TH]

Valve: [.600 OD X .377 ID X .0045 TH]

Valve: [.900 OD X .377 ID X .006 TH]

Valve: [.900 OD X .377 ID X .006 TH]

Valve: [.900 OD X .377 ID X .006 TH]



MANUFACTURING NOTES:

- 1 MAIN PISTON ASSEMBLY SHOWN FOR ORIENTATION PURPOSES. NOTE PROPER ORIENTATION OF PISTON--SEE VALVING ASSEMBLY DRAWING FOR DETAILS. IMAGE SHOWN MAY NOT REPRESENT ACTUAL PART GEOMETRY.
- 2 INDICATED SPACERS MAY BE ADDED OR REMOVED TO ADJUST NUMBER OF REBOUND CLICKS.
- 3 DIMENSION APPLIES TO VALVE STACK AS SHOWN.

DESIGN ENGINEERING AND PRODUCT PERFORMANCE NOTES:

- 4. COMPRESSION VALVE STACK NOMINAL MINIMUM THICKNESS (NMT): 0.059 [1,50]

- PROPRIETARY -  
THIS DOCUMENT CONTAINS CONFIDENTIAL, PROPRIETARY INFORMATION  
THAT IS FOX PROPERTY. DO NOT DISCLOSE TO OR DUPLICATE  
FOR OTHERS EXCEPT AS AUTHORIZED BY FOX.

**FOX** FOX Factory, Inc. Ph 831-768-1100  
130 Hangar Way, Watsonville, CA 95076 USA Fax 831-768-9312

TITLE  
Valve Stack Assy: 2025 FLOAT X & DHX, CS100,  
Comp Split Stack, FP, .059 NMT

SIZE DWG. NO. 805-05-719-KIT  
C PLOT SCALE 2:1 SHEET 1 OF 1

4

3

2

1