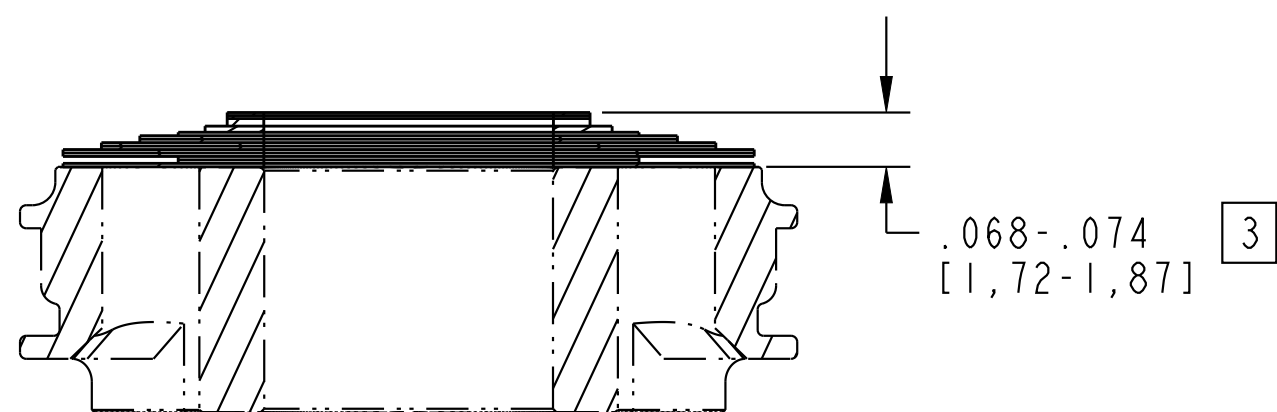


4

3

2

1



Valve: Metric [12.0 mm OD X 9.58mm ID X 0.10mm TH]
 Valve: Metric [12.0 mm OD X 9.58mm ID X 0.10mm TH]

Valve: Metric [12.0 mm OD X 9.58mm ID X 0.25mm TH]

Valve: [.530 OD X .377 ID X .008 TH]

Valve: [.600 OD X .377 ID X .0045 TH]

Valve: [.700 OD X .377 ID X .0045 TH]

Valve: [.800 OD X .377 ID X .0045 TH]

Valve: [.900 OD X .377 ID X .0045 TH]

Valve: [.600 OD X .377 ID X .0045 TH]


Valve: [.900 OD X .377 ID X .0045 TH]

Valve: [.900 OD X .377 ID X .0045 TH]


Valve: [.600 OD X .377 ID X .0045 TH]

Valve: [.800 OD X .377 ID X .0045 TH]

Valve: [.700 OD X .377 ID X .0045 TH]



MAIN PISTON ASSY 1



IMPORTANT:
DO NOT REMOVE

2

MANUFACTURING NOTES:

- 1 MAIN PISTON ASSEMBLY SHOWN FOR ORIENTATION PURPOSES. NOTE PROPER ORIENTATION OF PISTON--SEE VALVING ASSEMBLY DRAWING FOR DETAILS. IMAGE SHOWN MAY NOT REPRESENT ACTUAL PART GEOMETRY.
- 2 INDICATED SPACERS MAY BE ADDED OR REMOVED TO ADJUST NUMBER OF REBOUND CLICKS.
- 3 DIMENSION APPLIES TO VALVE STACK AS SHOWN.

DESIGN ENGINEERING AND PRODUCT PERFORMANCE NOTES:

- 4. COMPRESSION VALVE STACK NOMINAL MINIMUM THICKNESS (NMT): 0.057 [1,45]

FOX FOX Factory, Inc. Ph 831-768-1100
 130 Hangar Way, Watsonville, CA 95076 USA Fax 831-768-9312

TITLE
 Valve Stack Assy: 2025 FLOAT X & DHX, CS20,
 Comp Split Stack, FP, .057 NMT

SIZE DWG. NO. 805-05-711-KIT

PLOT SCALE 2:1 SHEET 1 OF 1

- PROPRIETARY -
 THIS DOCUMENT CONTAINS CONFIDENTIAL, PROPRIETARY INFORMATION
 THAT IS FOX PROPERTY. DO NOT DISCLOSE TO OR DUPLICATE
 FOR OTHERS EXCEPT AS AUTHORIZED BY FOX.

4

3

2