
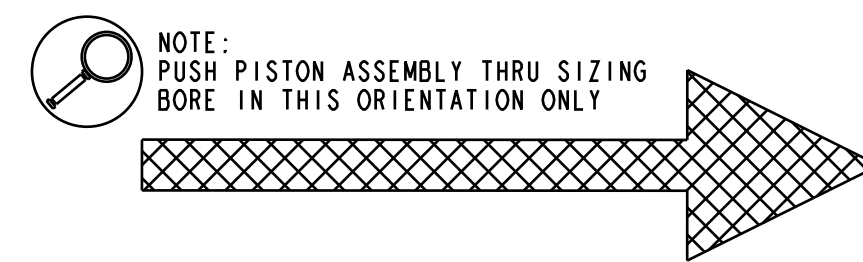
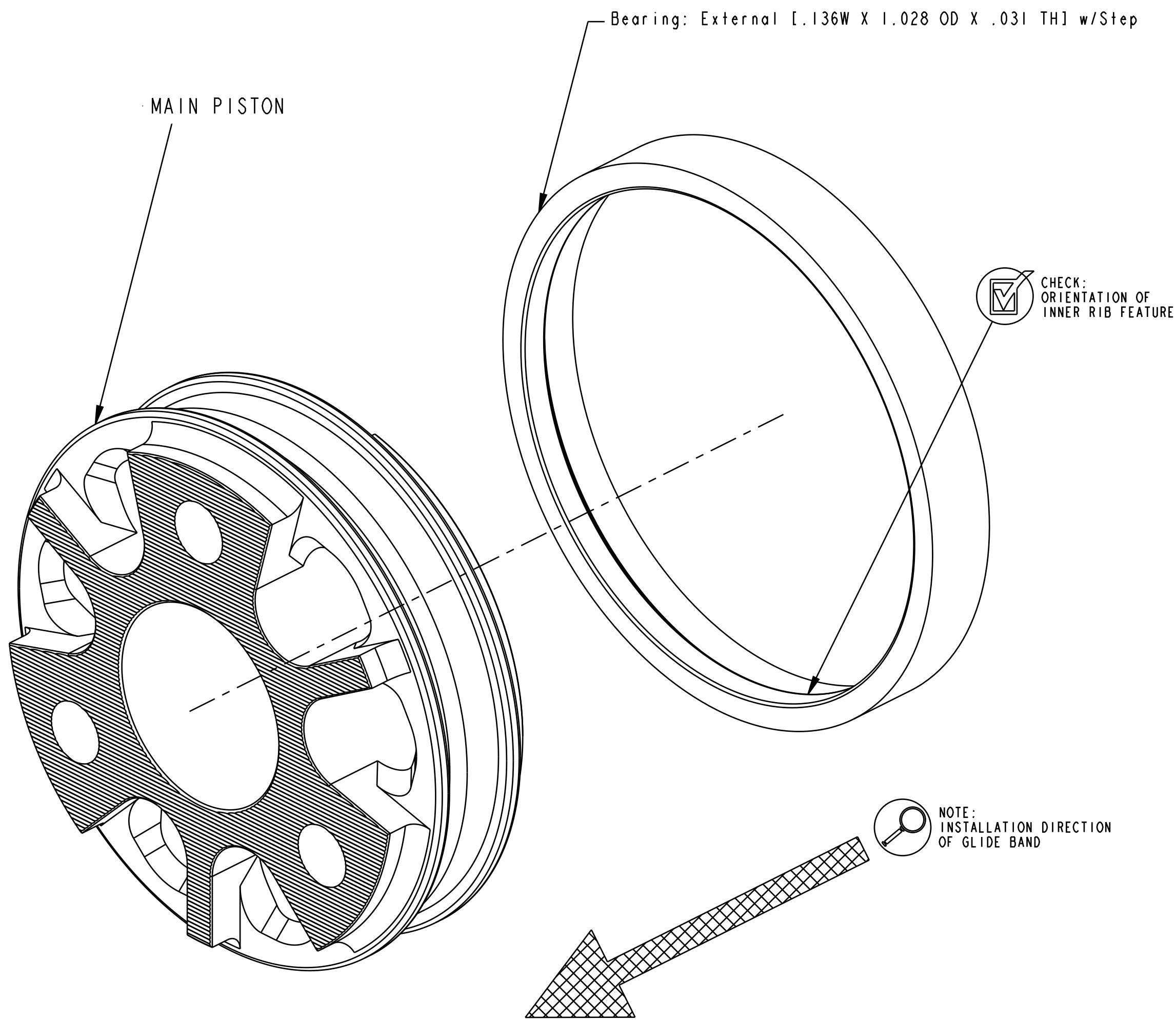


4

3

2

1



SECTION A-A

NOTES: (UNLESS OTHERWISE SPECIFIED)

1. IMPORTANT: AFTER INSTALLATION, GLIDE BAND MUST BE SIZED BEFORE USE IN SHOCK.

SIZE TWICE IN FUNNEL STARTING AT $\varnothing 1.052$ AND ENDING AT $\varnothing 1.015$.

SIZING FUNNEL FOX MFG PN: 399-91-073-034

2. DESIRED INSTALLED DIAMETER AFTER SIZING IS: (1.029-1.033 [26,14-26,24])

3. LIGHT RESIDUAL LUBRICATION IS ACCEPTABLE, DO NOT ADD ADDITIONAL LUBRICATION FOR SIZING OPERATION.

4. NO DEBRIS PERMITTED.

5. MATERIAL SEQUENCE # STARTS AT ONE LEVEL ABOVE PISTON SUB-ASSEMBLY

- PROPRIETARY -
THIS DOCUMENT CONTAINS CONFIDENTIAL, PROPRIETARY INFORMATION
THAT IS FOX PROPERTY. DO NOT DISCLOSE TO OR DUPLICATE
FOR OTHERS EXCEPT AS AUTHORIZED BY FOX.

FOX **FOX Factory, Inc.** Ph 831-768-1100
130 Hangar Way, Watsonville, CA 95076 USA Fax 831-768-9312

TITLE
Assy Dwg: 2022 FLOAT X
& DHX, Main Piston

SIZE DWG. NO.
C 805-02-320-KIT

PLOT SCALE 6:1

SHEET 1 OF 1

4

3

2

1