

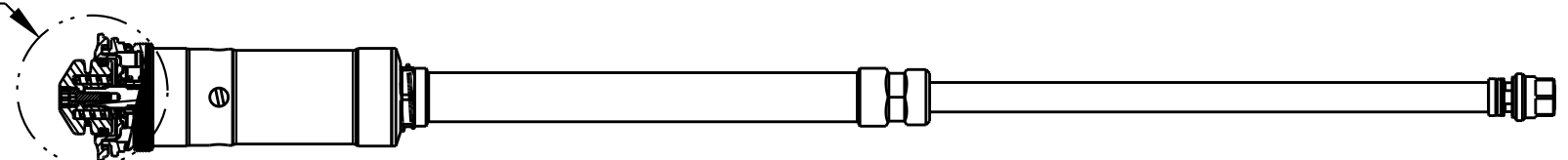
4

3

2

1

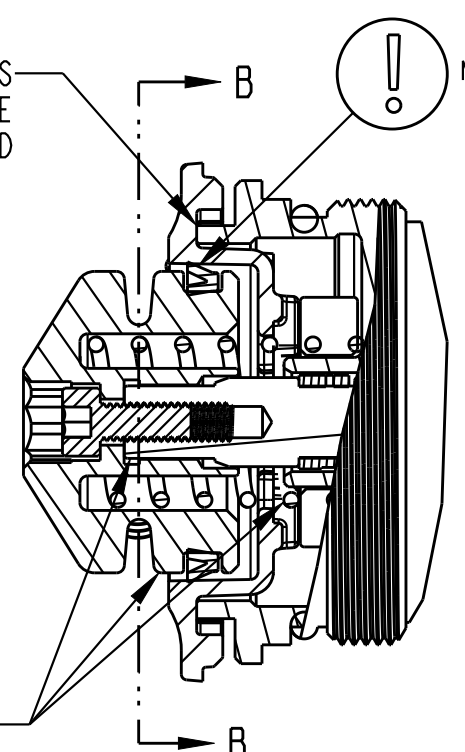
SEE DETAIL A



SECTION A-A
SCALE 0.5:1

ENGAGE 2X FEATURES
WITH HOUSING BORE
FACING FORWARD

IMPORTANT:
NOTE SEAL ORIENTATION



ALIGN 3X FEATURES WITH
REMOTE HOUSING

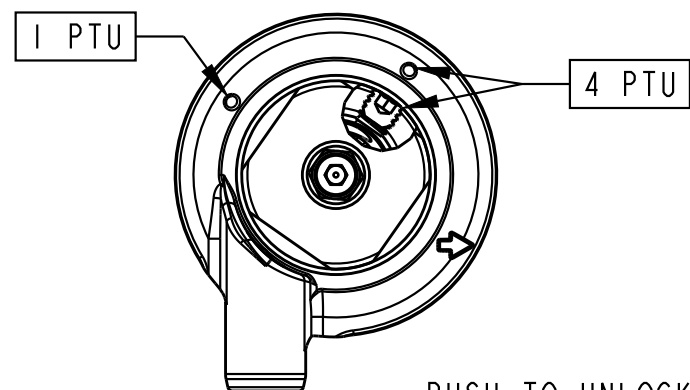
DETAIL A
SCALE 2:1

241-00-005
Fastener, Custom: Nut, Bottom, R_RL_RLC

TORQUE:
50±5 IN LBS

241-01-002-C
Fastener, Custom: Crush Washer, Plastic, R_RL_RLC

820-05-705-KIT
2022 34SC Bottom Stud Interface Parts, All Dampers



PUSH-TO-UNLOCK
SECTION B-B
SCALE 1.250

Fastener: Custom (Metric): Socket Set Screw
[M4 x .7mm x 3mm], SST, Patchlock

TORQUE:
10±1 IN LBS
REF: FOR BIKE INSTALL

GREASE:
THIN LAYER LT2
ID AND OD

TORQUE:
4±1 IN LBS

TORQUE: PUSH-TO-LOCK & PUSH-TO-UNLOCK:
NEEDLE TO 2.5 ± .15 IN-LB BEFORE
INSTALLING TOPCAP INTERFACE PARTS
(SAME TORQUE FOR CARTRIDGE DYNO)

820-05-758-KIT
2025 Grip SL PTU Remote, Topcap Interface Parts

Spacer: Remote, 2025 Grip SL

2025 34 SC 120, GRIP SL, Remote, Cart Assy

TOPCAP INTERFACE PARTS INSTALL NOTES:

PUSH-TO-UNLOCK (PTU):

- 1 PTU SUB-ASSEMBLY TOPCAP INTERFACE PARTS WITH PULLEY SET SCREW FACING THE DOT OPPOSITE THE ARROW.
2. INSTALL 1 PTU PARTS SUB-ASSY TO DAMPER WITH ARROW FACING DESIRED DIRECTION FOR CABLE ROUTING. TIGHTEN SCREW 4-5 TURNS (DO NOT RUN DOWN).
3. ROTATE ONLY CABLE HOUSING 270° CW TO PRELOAD TORSION SPRING. CHECK CABLE DIRECTION.
- 4 PTU WHEN LOCKED OUT (STEP 3 COMPLETE, NO EXTRA TORQUE ADDED TO PULLEY), CHECK THAT SET SCREW IS ALIGNED TO MARK ±20°. TORQUE SCREW WHILE HOLDING PULLEY.
5. PULLEY MUST RETURN FREELY AFTER UNLOCK (FROM FORCE OF TORSION SPRING ALONE)

CABLE HOUSING

TORSION SPRING

Seals: U-Cup, Shore 70A, 2013 CTD-ADJ, Remote Fit-CTD and Remote O/C-CTD

Cable Pulley Remote, 2025 GRIP SL

Fastener Standard (Metric): Screw [M2.5 X 8mm]
Socket Head Cap, SS

PROPRIETARY -
THIS DOCUMENT CONTAINS CONFIDENTIAL, PROPRIETARY INFORMATION
THAT IS FOX PROPERTY. DO NOT DISCLOSE TO OR DUPLICATE
FOR OTHERS EXCEPT AS AUTHORIZED BY FOX.

FOX FOX Factory, Inc. Ph 831-768-1100
130 Hangar Way, Watsonville, CA 95076 USA Fax 831-768-9312

TITLE
2025 34 SC 120, GRIP SL,
PTU Remote Cart Assy Complete

SIZE DWG. NO.
C 820-18-515-KIT

PLOT SCALE 1:1 SHEET 1 OF 1

4

3

2

PrOE ASSEM