

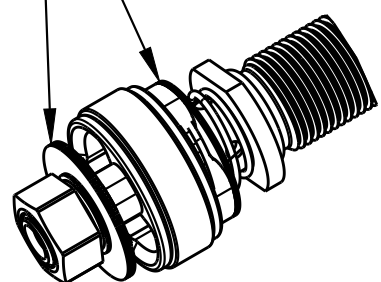
4

3

2

1

IMPORTANT:
ENSURE VALVES ARE NOT
PINCHED DURING ASSEMBLY



DETAIL A
SCALE 2:1

Needle, Rebound, 2025 GRIP SL, 8mm

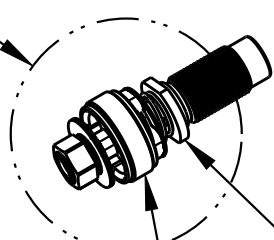
Spring: Compression [Ø.247 OD X .440
TLG X Ø.025 Wire X 20lbs/in]
303SS, Left Hand Wound

Seals: O-Ring [2.0mm ID X
1.5mm CSI Metric, N-60, Static

GREASE:
THIN LAYER
OF SLICK HONEY

Seals: O-Ring [1.5mm ID x
1.0mm CSI Metric, Static

SEE DETAIL A



820-03-713-KIT
2025 GRIP SL, Bearing Housing Assy

TORQUE:
30±5 IN LBS

820-03-714-KIT
2025 GRIP SL, Rebound Piston Assy, 8mm Shaft

GREASE:
THIN LAYER OF ULTRAPLEX LT2
GREASE ON FULL 360° OF THREAD

IMPORTANT:
NO GREASE IN
DETENT GROOVES

GREASE:
THIN LAYER
OF SLICK HONEY

BASE STUD O-RING

Seals: O-Ring [3.5MM ID x 1.0MM
CSI Metric, N-70, Static

TORQUE:
30±5 IN LBS

BASE STUD

LOCTITE:
RED 263, 1 DROP


Air Valve Parts: Ball [Ø 0.0938] 52100
Grade 25 Steel, Chrome

Spring: Detent [1.145 TLG, .087 OD, 48 lb/in]

REBOUND ADJUSTER

REBOUND TUBE

DAMPER SHAFT



SECTION A-A

FOX FOX Factory, Inc. Ph 831-768-1100
130 Hangar Way, Watsonville, CA 95076 USA Fax 831-768-9312

TITLE
2025 34 SC 120,
GRIP SL LSR Damper Shaft Assy

SIZE DWG. NO.
C 820-05-736-KIT

PLOT SCALE 1:1 SHEET 1 OF 1

- PROPRIETARY -
THIS DOCUMENT CONTAINS CONFIDENTIAL, PROPRIETARY INFORMATION
THAT IS FOX PROPERTY. DO NOT DISCLOSE TO OR DUPLICATE
FOR OTHERS EXCEPT AS AUTHORIZED BY FOX.

4

3

2

ProE ASSEM