

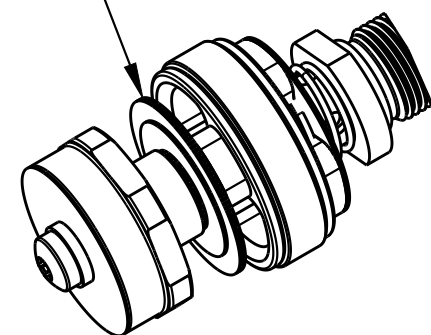
4

3

2

1

IMPORTANT:
ENSURE VALVES ARE NOT
PINCHED DURING ASSEMBLY



DETAIL A
SCALE 2:1

Rebound Adjuster, 2025 GRIP X, 8mm, 51.3 TLG

GREASE:
THIN LAYER OF BLUE MARINE
GREASE ON FULL 360° OF THREAD

GREASE:
THIN LAYER
OF SLICK HONEY

BASE STUD O-RING

IMPORTANT:
NO GREASE IN
DETENT GROOVES

Seals: O-Ring [3.5MM ID x 1.0MM
CS] Metric, N-70, Static

TORQUE:
30±5 IN LBS

BASE STUD

LOCTITE:
RED 263, 1 DROP

Air Valve Parts: Ball [Ø 0.0938] 52100
Grade 25 Steel, Chrome

Spring: Detent [.145 TLG, .087 OD, 48 lb/in]

Needle, Rebound, 2025 GRIP X, 8mm, Bull Nose

Spring: Compression [Ø.247 OD X .440
TLG X Ø.025 Wire X 20lbs/in]
303SS, Left Hand Wound


GREASE:
THIN LAYER
OF SLICK HONEY

Seals: O-Ring [2.0mm ID X
1.5mm CS] Metric, N-60, Static

REBOUND TUBE

DAMPER SHAFT


SEE DETAIL A



820-03-729-KIT
2025 GRIP X, Bearing Housing Assy

TORQUE:
30±5 IN LBS

820-03-730-KIT
2025 GRIP X, Rebound Piston Assy, 8mm Shaft



SECTION A-A

		FOX Factory, Inc.		Ph 831-768-1100
		130 Hangar Way, Watsonville, CA 95076 USA		Fax 831-768-9312
TITLE		2025 38 180, GRIP X LSR Damper Shaft Assy		
SIZE	DWG. NO.	820-05-755-KIT		
C				
PLOT SCALE		1:1	SHEET 1 OF 1	

- PROPRIETARY -
THIS DOCUMENT CONTAINS CONFIDENTIAL, PROPRIETARY INFORMATION
THAT IS FOX PROPERTY. DO NOT DISCLOSE TO OR DUPLICATE
FOR OTHERS EXCEPT AS AUTHORIZED BY FOX.

4

3

2

ProE ASSEM