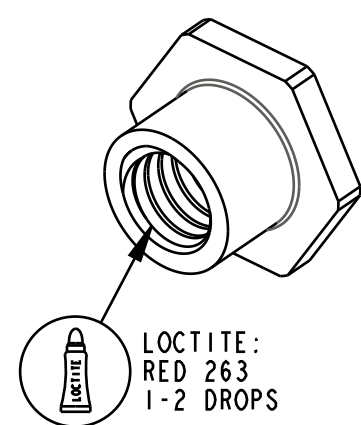


4

3

2

1



LOCTITE:
RED 263
1-2 DROPS

DETAIL Y
SCALE 4:1

- Fastener, Standard (Metric), Nut, M6 x .75
- Fastener, Custom: Bolt Piston Comp Grip
- Spring: [0.200 TLG X .400 ID X 0.50 lbs/in] Stainless Steel
- Valve: Metric [8.00mm OD X 5.55mm ID X 0.25mm THK] Custom, Check
- Piston Damping Comp MIM 20.0 Bore
- Seals: O-Ring [16.0mm ID X 2.0mm CS] Metric, N-70, Dynamic
- O-Ring (-011) [.070 C.S. X .301 ID]
- Piston Floating: IFP, Grip
- Seals: O-Ring [17mm ID X 1.5mm CS], N-90, Static
- 820-03-745-KIT
2025 Grip Compression Valving
- Seals: O-Ring [8mm ID X 1.5mm CS] Metric, N-70, Static
- Damping Adj Part: Hat Preload Comp

TORQUE:
16±1 IN.LB.

SEE DETAIL Y

Seals: O-Ring [4.0mm ID x 1.5mm CS] Metric, N-70, Static

OD SPRING ISOLATOR

Fastener Standard (Metric): PIN SS 2 X 12

COMP SHAFT

COMP NEEDLE

SPRING, PISTON, FLOATING

ID SPRING ISOLATOR

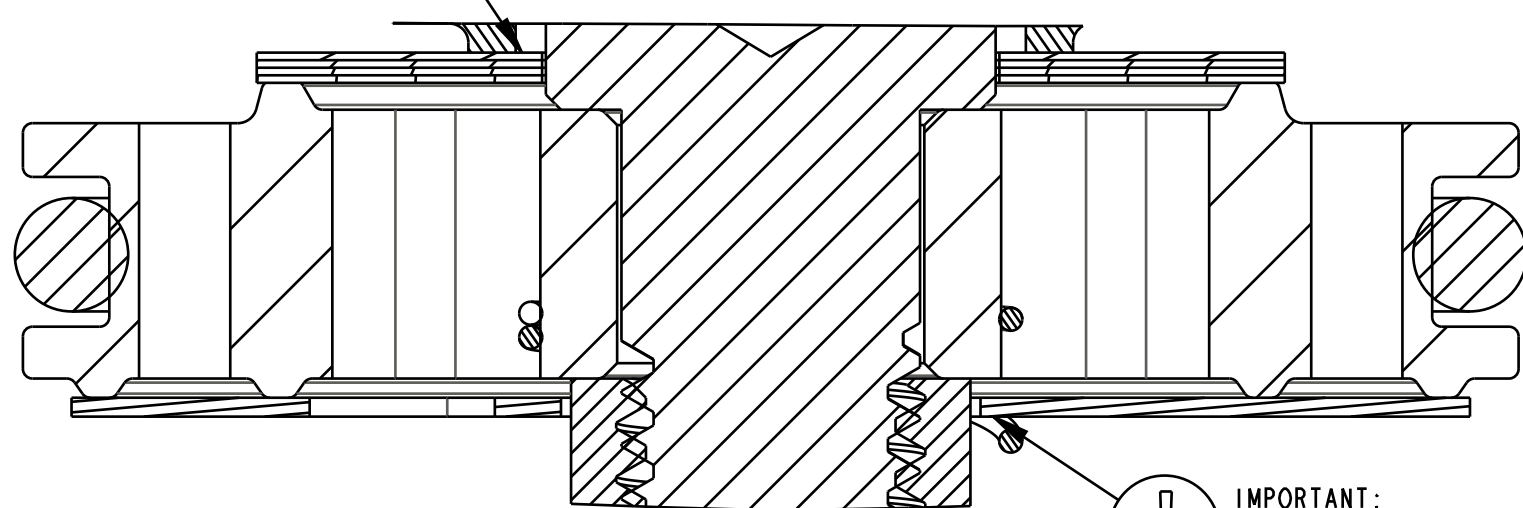
O-RING

TOPCAP BODY

IMPORTANT:
NOTE ORIENTATION
THIS END TAPERED

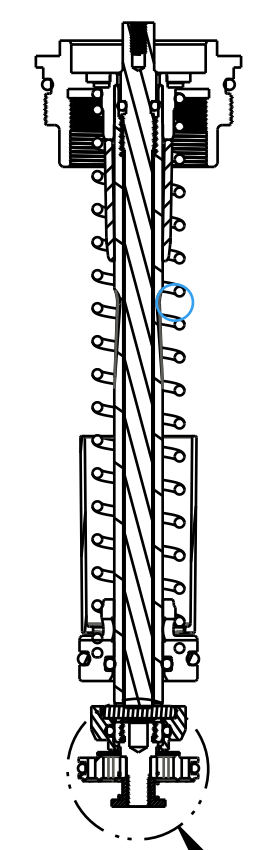
IMPORTANT:
DO NOT PINCH VALVES *

IMPORTANT:
ORIENTATION OF PISTON IS CRITICAL
ONE RAISED RING TOWARDS TOPCAP



DETAIL Z
SCALE 10.000

IMPORTANT:
DO NOT PINCH CHECK VALVE *



SECTION A-A
SEE DETAIL Z

PROPRIETARY
THIS DOCUMENT CONTAINS CONFIDENTIAL, PROPRIETARY INFORMATION
THAT IS FOX PROPERTY. DO NOT DISCLOSE TO OR DUPLICATE
FOR OTHERS EXCEPT AS AUTHORIZED BY FOX.

FOX Factory, Inc. Ph 831-768-1100
130 Hangar Way, Watsonville, CA 95076 USA Fax 831-768-9312

TITLE
2025 40, 203 MAX, Grip Topcap Assy

SIZE DWG. NO. **C 820-05-789-KIT**

PLOT SCALE 0.80:1 SHEET 1 OF 1

ProE ASSEM

4

3

2

1